



Li-ion Cylindrical Battery Specification

MODEL: EC- HG2

Nominal Capacity: 3000 mAh

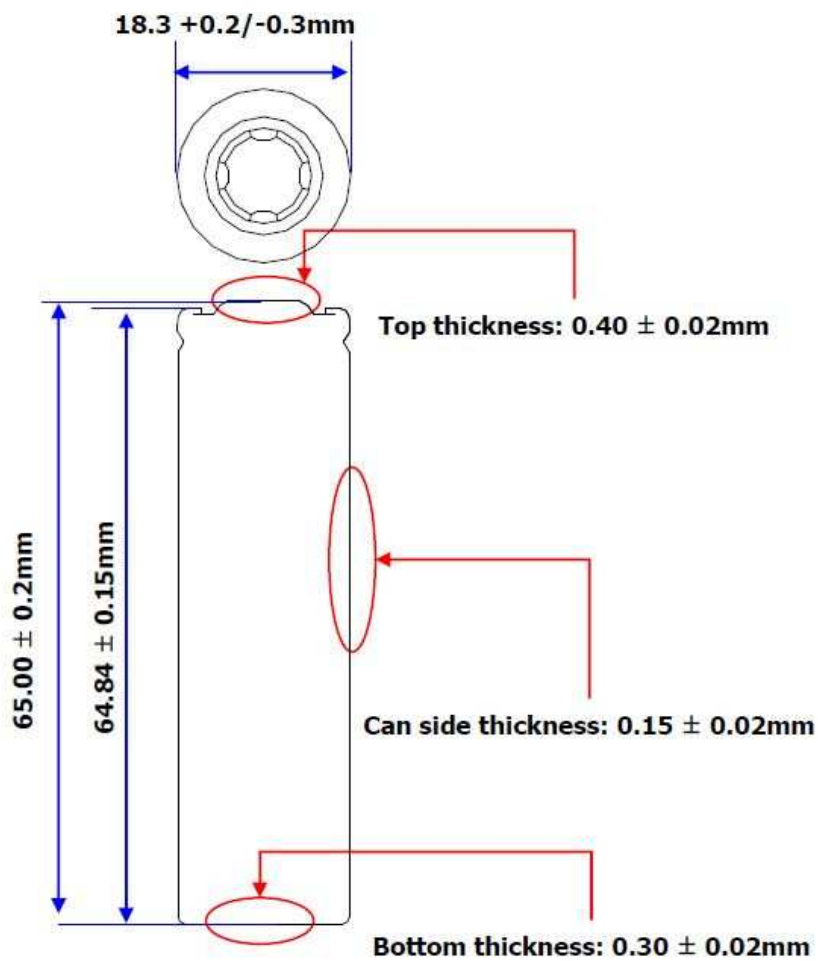
Content

1. MODIFIED LIST.....	2
2 .Scope	3
3. Initial Dimension	3
4.Specification	4
5 General Performance	5
6 Environment Performance	6
7 Safe Characteristic	6
8. CAUTIONS IN USE.....	7
9. Battery operation instruction.....	8
10. Period of Warranty.....	9
11. Other The Chemical Reaction.....	9
12. Note:	9

2 .Scope

This specification describes the basic performance, technical requirement, testing method, warning and caution of the Li- ion Cylindrical rechargeable battery .The specification only applies to

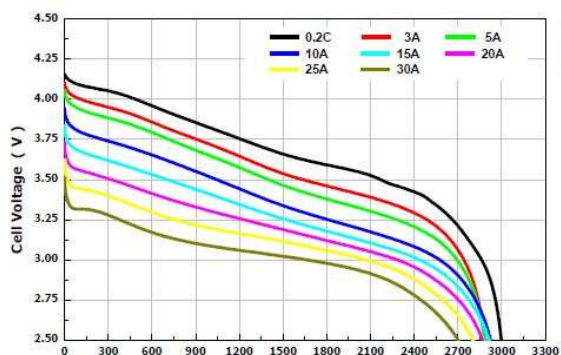
3. Products assembly drawing and size refers to picture



4.Specification

NO.	Item	Specifications
4.1	Typical Capacity	3000 mAh @ 0.2C Discharge
	Minimum capacity	2900 mAh @ 0.2C Discharge
4.2	Nominal voltage	3.6V
4.3	Standard Charge	CC/CV,0.2C5A, 4.20V
4.4	Standard Discharge	CC,0.2C5A, 3V
4.5	End-of-charge Voltage	4.20V±0.05V
4.6	End-of-charge Current	0.02C5A (At CV mode)
4.7	End-of-discharge Voltage	2.0 V
4.8	Charging Time	8.0hours (standard charge) 8
4.9	Continuous Maximum Charge Current Maximum Pulse Charge Current	4000mA 1.5C
4.10	Continuous Maximum Discharge Current	20000mA 6.6C
4.11	Max Discharge Current Vs. Time	25A > 12 Seconds 30A > 6 Seconds
4.12	Initial Impedance	>30 mΩ
4.13	Weight	Approx(约): 48±0,03g
4.14	Operating temperature	Charging: 0℃~45℃ Discharging: -20℃~60℃
4.15	Storage temperature	-20℃~40℃ (nicht mehr als 3 Monate)
4.16	Storage Humidity	≤75% RH
4.17	Appearance	Without scratch, distortion, contamination and leakage
4.18	Standard environmental condition	Temperature : 25±2℃ Humidity : 45-75%RH Atmospheric Pressure: 86-106 KPA
4.19	Temperature Dependence of Discharge Capacity @ 0.2C Discharge	
Charge temperature		Discharge temperature
25℃		-10℃ 0℃ 15℃ 25℃ 40℃

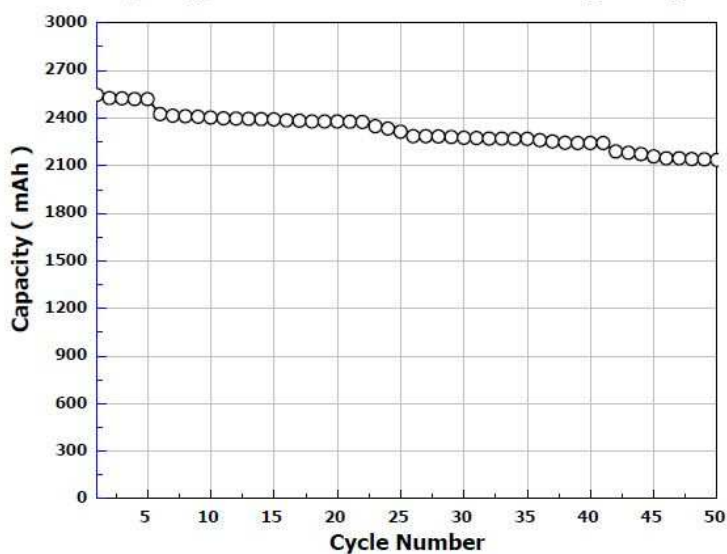
Relative Capacity	50%	80%	90%	100%	100%
-------------------	-----	-----	-----	------	------



	0.2C	3A	5A	10A	5A	20A	25A	30A
Capacity (mAh)	2998	2886	2884	2925	2913	2873	2802	2702
% C_N	100	96	96	98	97	96	93	90
Energy (Wh)	11.0	10.3	10.1	9.8	9.5	9.2	8.7	8.2
% W_N	102	95	94	91	88	85	81	76

- Charge : 4A to 4.2V, 100mA Cut-off at 23 °C
- Discharge : 95A (0.5sec) → 80A (0.5sec) → 45A (0.5sec)
→ 30A (6sec) → rest (12sec), 1.5V cut-off at 23 °C

[High Current Pulse Cycle]



5 General Performance

No.	Item	Test Methods and Condition	Criteria
5.1	0.2C Capacity 0.2C	After standard charging, rest battery for 10min, then discharging at 0.2C to voltage 2.5V, recording the discharging time.	$\geq 300\text{min}$
5.2	Cycle Life	Constant current 0.5C charge to 4.2V, then constant voltage	≥ 300 times

		charge to current declines to 0.01C, rest 10min, constant current 0.5C discharge to 2.5V, rest 10min. Repeat above steps till continuously discharging capacity Higher than 80% of the Initial Capacities of the Cells	
5.3	Capability of keeping electricity	$20 \pm 5^{\circ}\text{C}$, After standard charging, rest the battery 28days, discharging at 0.2C to voltage 3V, recording the discharging time.	$\geq 240\text{min}$

6 Environment Performance

No.	Item	Test Methods and Condition	Criteria
6.1	Discharge at high temperature	After standard charging, rest the cells 4h at $60 \pm 2^{\circ}\text{C}$, then discharging at 1C to voltage 2.5V, recording the discharging time.	$\geq 54\text{min}$
6.2	Discharge at low temperature	After standard charging, rest the cells for 16h at $-20 \pm 2^{\circ}\text{C}$, then discharging at 0.2C to voltage 3V, recording the discharging time.	$\geq 210\text{min}$
6.4	Thermal shock	Put the cells in the oven. The temperature of the oven is to be raised at $5 \pm 2^{\circ}\text{C}$ per minute to a temperature of $130 \pm 2^{\circ}\text{C}$ and remains 30 minutes.	No fire, no smoke

7 Safe Characteristic

No.	Item	Test Methods and Condition	Criteria
7.1	Over charge testing	At $23 \pm 5^{\circ}\text{C}$, charging cells with constant current 2C to voltage 5.0V, Stop test till cells temperature 10°C lower than max temperature.	No smoke or fire
7.2	Over discharge testing	At $23 \pm 5^{\circ}\text{C}$, According to the requirements of standard charge, the cells will be discharge to cut-off voltage, then connect with external load of 30 ohm for 24 hours.	No fire, no smoke, no leakage.
7.3	Short-circuit testing	At $23 \pm 5^{\circ}\text{C}$, After standard charging, connect cells anode and cathode by wire which impedance less than $80 \pm 20\text{m}\Omega$, keep 6h.	No smoke or fire

※ Above testing of safe characteristic must be with protective equipment.

8. CAUTIONS IN USE

To ensure proper use of the battery please read the manual carefully before using it. Handling

- Do not expose to, dispose of the battery in fire.
- Do not put the battery in a charger or equipment with wrong terminals connected.
- Avoid shorting the battery
- Avoid excessive physical shock or vibration.
- Do not disassemble or deform the battery.
- Do not immerse in water.
- Do not use the battery mixed with other different make, type, or model batteries.
- Keep out of the reach of children.

charge and discharge

- Battery must be charged in appropriate charger only.
- Never use a modified or damaged charger.
- Do not leave battery in charger over 24 hours.

. storage

- Store the battery in a cool, dry and well-ventilated area.

. disposal

- Regulations vary for different countries. Dispose of in accordance with local regulations.

9. Battery operation instruction

9.1 Charging

Charging current: Cannot surpass the biggest charging current which in this specification book stipulated.

Charging voltage: Does not have to surpass the highest amount which in this specification book stipulated to decide the voltage.

Charge temperature: The battery must carry on the charge in the ambient temperature scope which this specification book stipulated.

Uses the constant electric current and the constant voltage way charge, the prohibition reverse charges. If the battery positive electrode and the cathode meet instead, can damage the battery.

。

9.2 Discharging current

The discharging current does not have to surpass this specification book stipulation the biggest discharging current, the oversized electric current electric discharge can cause the battery capacity play to reduce and to cause the battery heat.

9.3 discharge temperature

The battery discharge must carry on in the ambient temperature scope which this specification book stipulated

9.4 Over-discharges

After the short time excessively discharges charges immediately cannot affect the use, but the long time excessively discharges can cause the battery the performance, battery function losing. The battery long-term has not used, has the possibility to be able to be at because of its automatic flashover characteristic certain excessively discharges the condition, for prevented excessively discharges the occurrence, the battery should maintain the certain electric quantity.

9.5 Storing the Batteries

The battery should store in the product specification book stipulation temperature range. If has surpasses above for six months the long time storage, suggested you should carry on additional charge to the battery.

10. Period of Warranty

The period of warranty is one year from the date of shipment. guarantees to give a replacement in case of cells with defects proven due to manufacturing process instead of the customers abuse and misuse.

11. Other The Chemical Reaction

Because batteries utilize a chemical reaction, battery performance will deteriorate over time even if stored for a long period of time without being used. In addition, if the various usage conditions such as charge, discharge, ambient temperature, etc. are not maintained within the specified ranges the life expectancy of the battery may be shortened or the device in which the battery is used may be damaged by electrolyte leakage. If the batteries cannot maintain a charge for long periods of time, even when they are charged correctly, this may indicate it is time to change the battery.

12.Note:

Any other items which are not covered in this specification shall be agreed by both parties.